



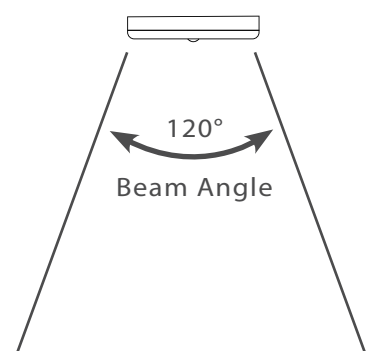
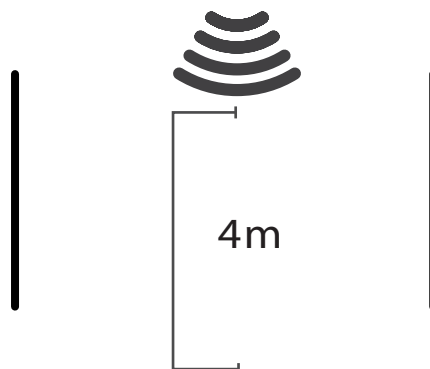
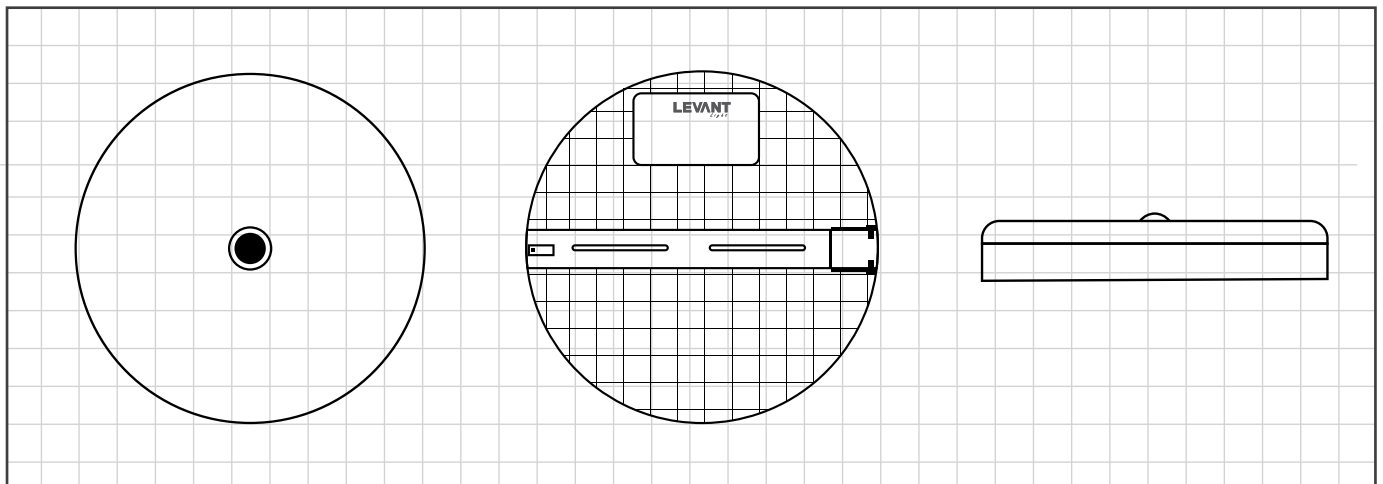
LV-LMSB

20W/30W

■ Technical Specification

	LV-LMSB-20w	LV-LMSB-30w
Power	20W	30W
Efficiency	100 lm/w	100 lm/w
Luminous flux [lm]	2000	3000
CRI	>80	>80
CCT	6500K	6500K
Inbut Voltage	AC 85-265V 50/60Hz	AC 85-265V 50/60Hz
Beam Angle	120°	120°
time work	15 second or 30	15 second or 30
Sensing range	3 - 8 m	3 - 8 m
Temperature	-20 - 65°C	-20 - 65°C
IP	IP65	IP65
Body Color	White	White
Dimension	D185xH45mm	D220xH45mm
EAN	6925222081702	6925222081719

■ Technical Drawing



Application



General Lighting



Show Room



Office



Healthcare



Education



Stairs