

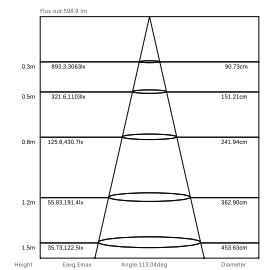
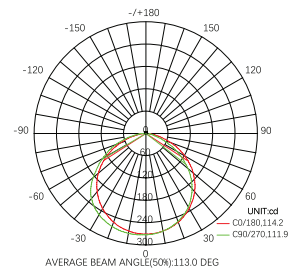
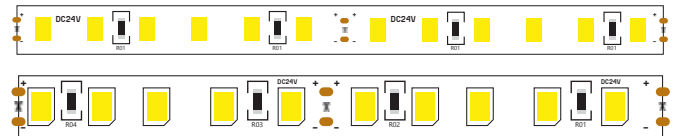
ITEM No.: LS-2835-120LED/M-D24V-8mm-13W-1 Line
Pcb Size: 8MM Double Side
Power: 13W/M
Length/roll: 6M
Length: 50-55mm
Rate: 1P20
Lumen: 1400
Lumen/Watt: 110
CUT Unit: 5CM
CCT: 6500K
Chip Size: 2835
Lead Wire: 120
CRI: 80
Input Voltage: DC24V

24V LED STRIP



-
- DC**
24V
- IP20**
- CHIP**
2835
- CRI**
>80
- PCB**
5mm, 8mm
- Cut Length**
5 cm
-
- SMD**
LED Chip
- Dimmable**

	LVS-24V-11W	LVS-24V-13W
Power:	11 W	13 W
Lumen chip:	50-55 lm/Led	50-55 lm/Led
Lumen\watt:	110 lm/w	110 lm/w
Lumen\meter:	1200	1400
PCB:	5mm	8mm
Input Voltage:	DC 24V	DC 24V
IP Rate:	IP20	IP20
Led QTY:	120 Led/m	120 Led/m
CRI:	>80	>80
Length\Roll:	6 m	6 m



CCT [K]

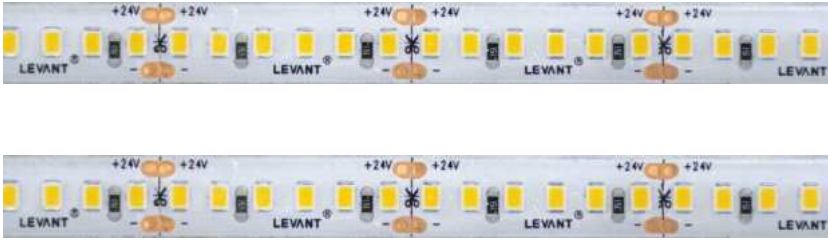
6000K 4000K 3000K

Application

- stairs
- Facade lighting
- theaters

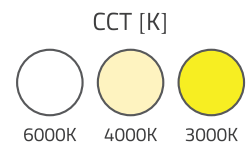
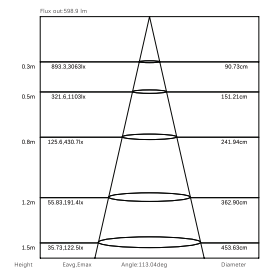
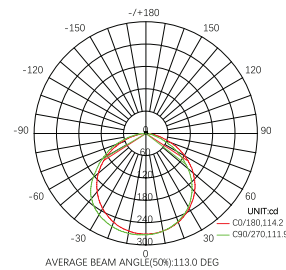
- Bridges
- Emergency lighting, road marking
- commercial light and shop windows

24V Coverd LED STRIP



	DC 24V	IP44
CHIP 2835	CRI >80	PCB 10mm
	Cut Length 3.4 cm	CE
SMD LED Chip	Dimmable	

	LVS-24V-17W
Power:	17 W
Lumen chip:	50-55 lm/Led
Lumen\watt:	120 lm/w
Lumen\meter:	2000
PCB:	10 mm
Chip	2835
Input Voltage:	DC 24V
IP Rate:	IP44
Led QTY:	180 Led/m
CRI:	>80
Length\Roll:	5 m



Application

- stairs
- Facade lighting
- theaters

- Bridges
- Emergency lighting, road marking
- commercial light and shop windows

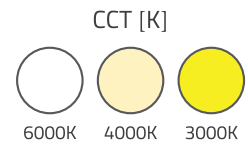
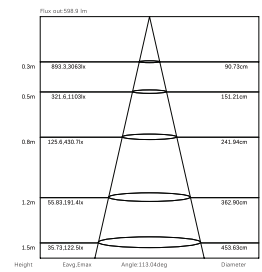
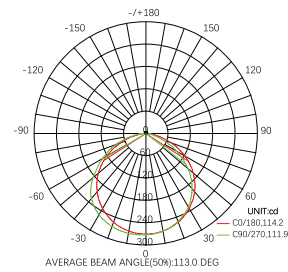
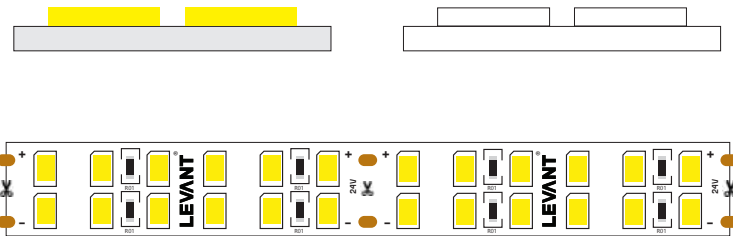


24V Doubled LED STRIP



	DC 24V	IP20
CHIP 2835	CRI >80	PCB 5mm, 8mm
	Cut Length 5 cm	CE
SMD LED Chip	Dimmable	

	LVS-24V-21W
Power:	21W
Lumen chip:	50-55 lm/Led
Lumen\watt:	120 lm/w
Lumen\meter:	2600
PCB:	12 mm
Chip:	2835
Input Voltage:	DC 24V
IP Rate:	IP20
Led QTY:	240 Led/m
CRI:	>80
Length\Roll:	6 m




Application

- stairs
- Facade lighting
- theaters

- Bridges
- Emergency lighting, road marking
- commercial light and shop windows

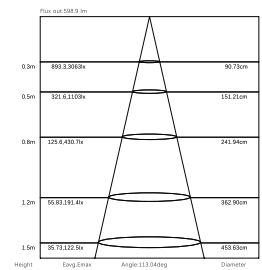
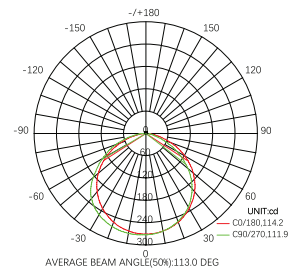


24V LED STRIP



LS-2835-240L-DC24V-10mm-22W-1line-IP68

Power:	22W
Lumen\Led:	50-55 lm/w
Lumen\watt:	120 lm/w
Lumen\meter:	2000 lm/m
PCB:	10mm
Input Voltage:	DC 24V
IP Rate:	IP68
Led QTY:	240 Led/m
CRI:	>80
Length\Roll:	5 m



CCT [K]



Application



stairs



Facade lighting



theaters



Bridges



Emergency lighting, road marking

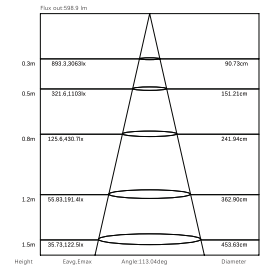
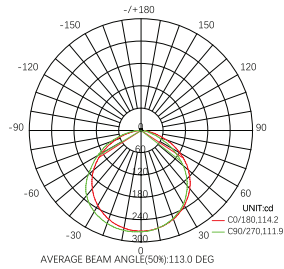
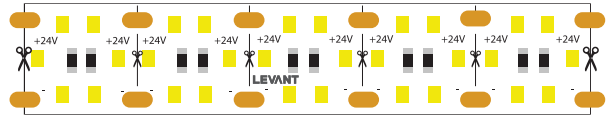


commercial light and shop windows



LS-2835-288L-DC24V-20mm-25W-3Line

Power:	25 W
Lumen\Led:	24-26 lm
Lumen\watt:	90 lm/w
Lumen\meter:	2750 lm/m
PCB:	20mm
Input Voltage:	DC 24 V
IP Rate:	IP20
Led QTY:	288 Led/m
CRI:	>80
Length\Roll:	6 m



Application

- stairs
- Facade lighting
- theaters

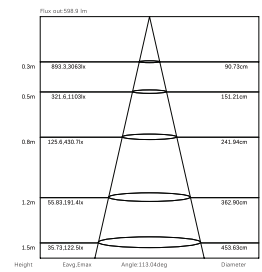
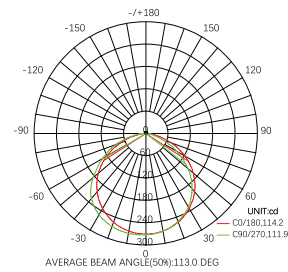
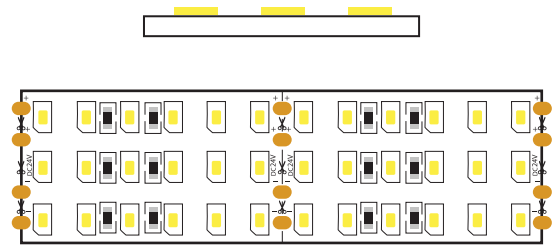
- Bridges
- Emergency lighting, road marking
- commercial light and shop windows



	DC 24V	IP20
CHIP 2835	CRI >80	PCB 30mm
	Cut Length 5 cm	CE
SMD LED Chip	Dimmable	

LH-2835-360LED

Power:	29W
Lumen\Led:	50-55 lm/w
Lumen\watt:	120 lm/w
Lumen\meter:	3500 lm/m
PCB:	30mm
Input Voltage:	DC 24V
IP Rate:	IP20
Led QTY:	360 Led/m
CRI:	>80
Length\Roll:	6m



CCT [K]

 3000K

Application

- stairs
- Facade lighting
- theaters

- Bridges
- Emergency lighting, road marking
- commercial light and shop windows